

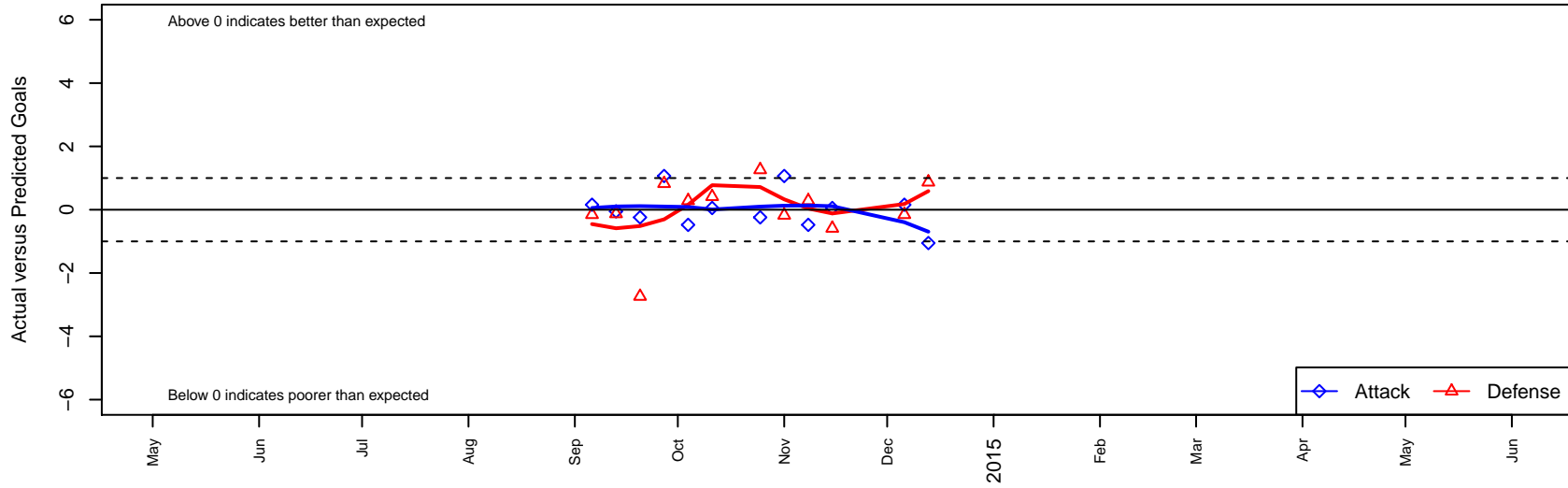
Cascade Rademacher G00

, WA
G00 total strength=920
attack=1.52 defense=1.52
fall league = DIII G14D1

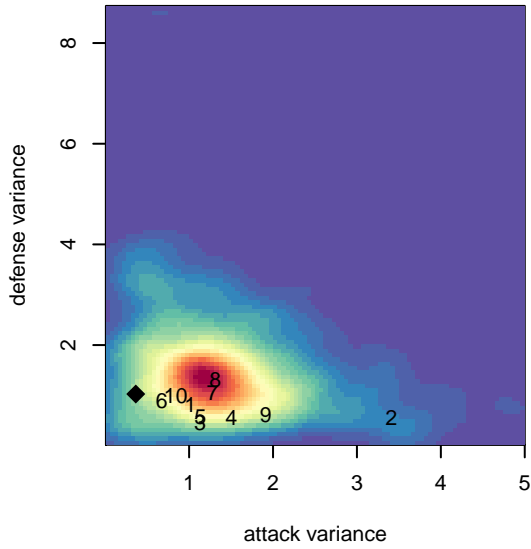
alt names used:
CFSC Rademacher

Venues played:
2014 DIII G14D1

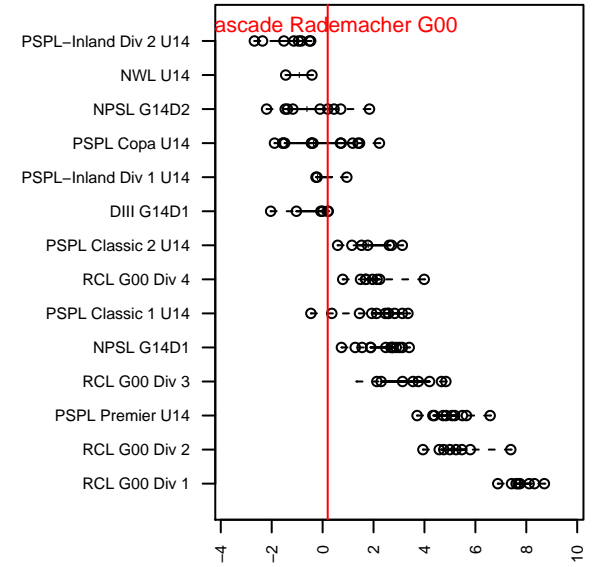
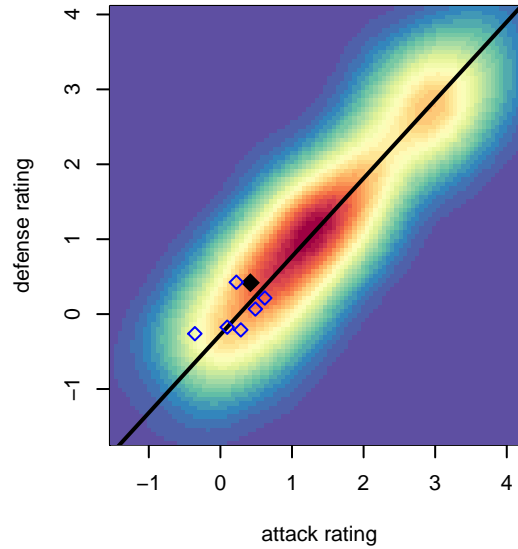
Cascade Rademacher G00
Dots are actual minus expected GF (blue circles) and GA (red triangles).
Blue line is smoothed change in attack strength. Red is smoothed change in defense strength.



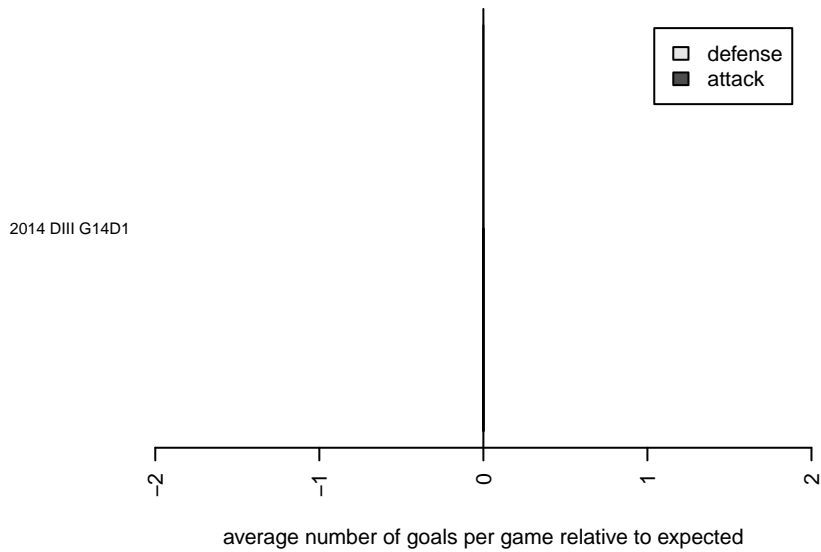
**attack and defense variance (black dot)
relative to other teams
and top 10 in region**



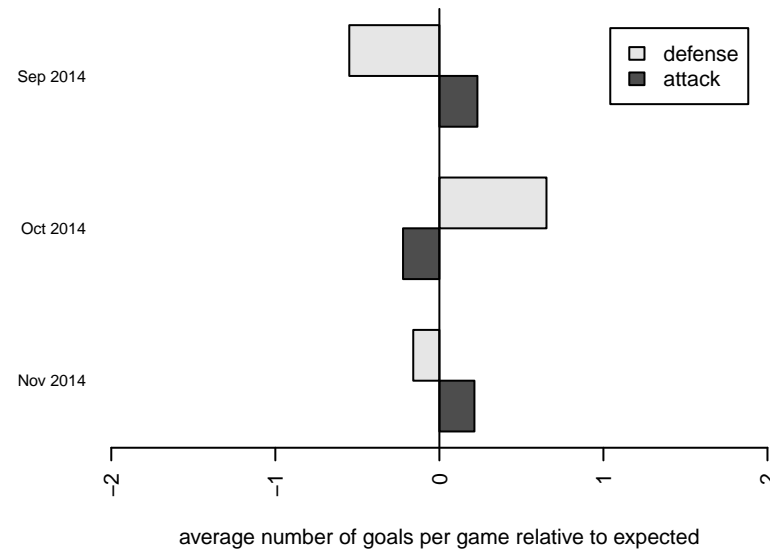
**attack and defense rating
relative to others at age
and all opponents in last 13 months**



Performance relative to 13 month average



Performance relative to 13 month average



date	home		away		venue	pred.home	pred.away
2014-12-13	Cascade Rademacher G00	0	UPSC Breakers G00	0	2014 DIII G14D1	1.05	0.87
2014-12-06	Cascade Rademacher G00	2	FSC Chickadees G01	1	2014 DIII G14D1	1.84	0.85
2014-11-15	Kent United White G00	1	Cascade Rademacher G00	2	2014 DIII G14D1	0.41	1.95
2014-11-08	Cascade Rademacher G00	1	TC United G00	1	2014 DIII G14D1	1.48	1.28
2014-11-01	SGESC Fusion Red G00	1	Cascade Rademacher G00	3	2014 DIII G14D1	0.82	1.94
2014-10-25	Harbor Lasers G00	0	Cascade Rademacher G00	1	2014 DIII G14D1	1.26	1.24
2014-10-11	Cascade Rademacher G00	2	Kent United White G00	0	2014 DIII G14D1	1.95	0.41
2014-10-04	TC United G00	1	Cascade Rademacher G00	1	2014 DIII G14D1	1.28	1.48
2014-09-27	Cascade Rademacher G00	3	SGESC Fusion Red G00	0	2014 DIII G14D1	1.94	0.82
2014-09-20	Cascade Rademacher G00	1	Harbor Lasers G00	4	2014 DIII G14D1	1.24	1.26
2014-09-13	UPSC Breakers G00	1	Cascade Rademacher G00	1	2014 DIII G14D1	0.87	1.05
2014-09-06	FSC Chickadees G01	1	Cascade Rademacher G00	2	2014 DIII G14D1	0.85	1.84